



Virtual Care Engagement Monthly Report

UMR - STATE OF NEVADA

Reporting Period:

01/01/24 to 02/01/24

Member Engagement



98 Registrations This Month	6 Unique Visitors This Month	7 Total Visits This month
---------------------------------------	--	-------------------------------------

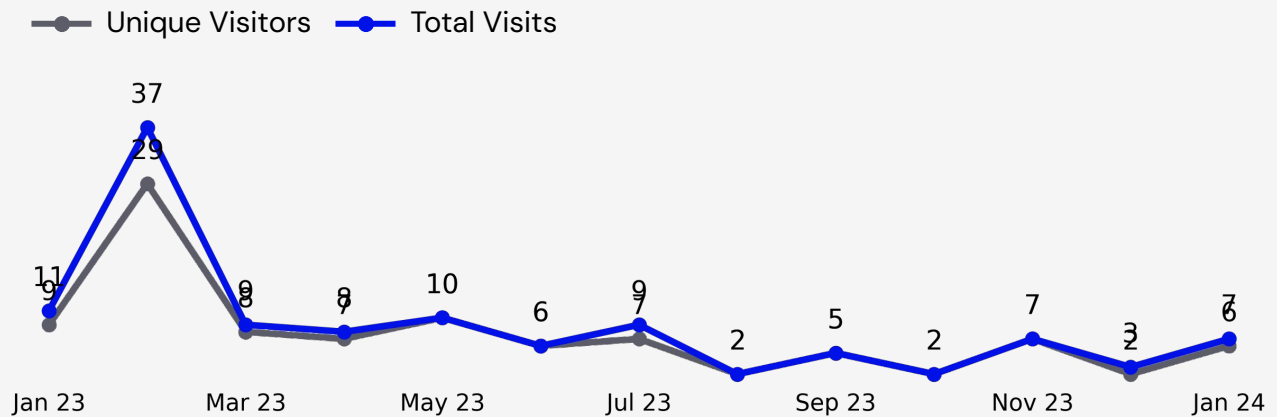
This section highlights how many members have engaged with our services, as measured by registrations and visits. Registration is a leading indicator of program health, as it opens the door to continuous engagement with members and supporting them when clinical needs arise. Monitoring monthly engagement is key to program success; changes in engagement can result from marketing initiatives or seasonality (e.g. cold and flu).

New Registrations (Last 12 Months)



-	3,439 Registrations Lifetime to date	-
-	98 Registrations Year to Date	-
Total Covered Lives	Registration Rate Lifetime to date	Registration Rate Year to Date
Employee Covered Lives	Registration Rate Year to Date	Registration Rate Year to Date

Visits Last 12 Months

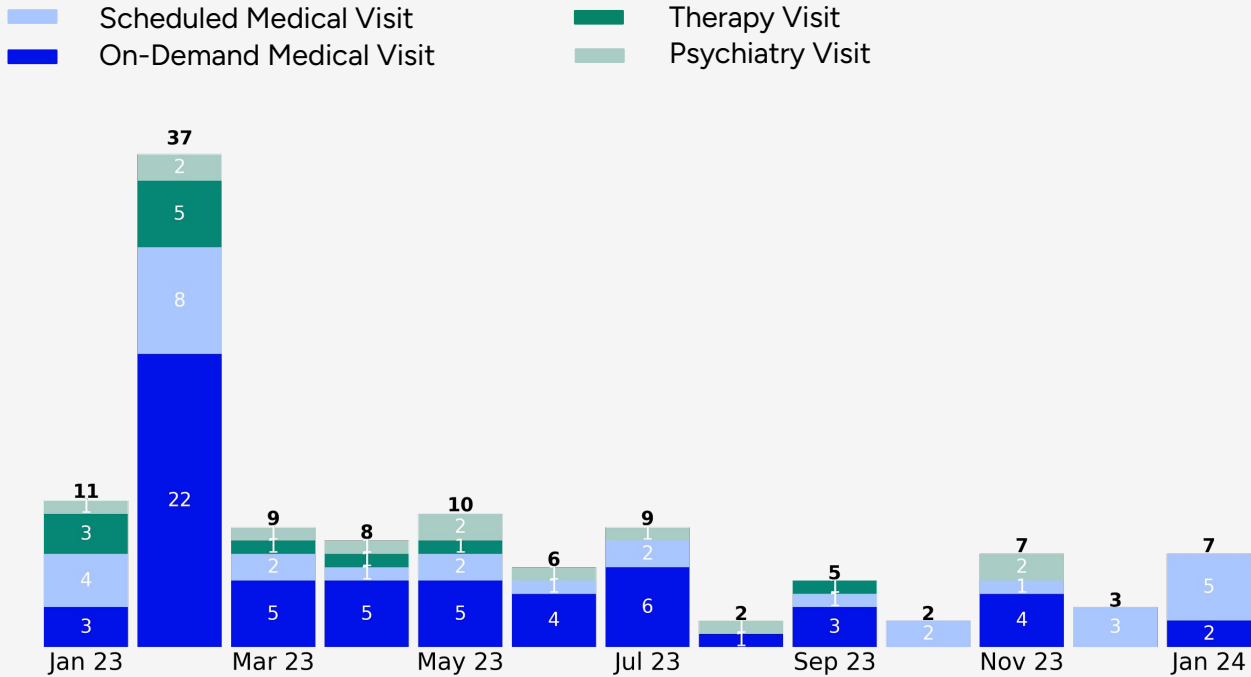


168 Visits Lifetime to Date	67 Unique Visitors Lifetime to Date	2.5 Average Visits Per Visitor Lifetime to Date	-
7 Visits Year to Date	6 Unique Visitors Year to Date	1.2 Average Visits Per Visitor Year to Date	-
Engagement Rate Lifetime to Date (Visitors/Lives)	Engagement Rate Year to Date (Visitors/Lives)	Engagement Rate Lifetime to Date (Visitors/Lives)	Engagement Rate Year to Date (Visitors/Lives)

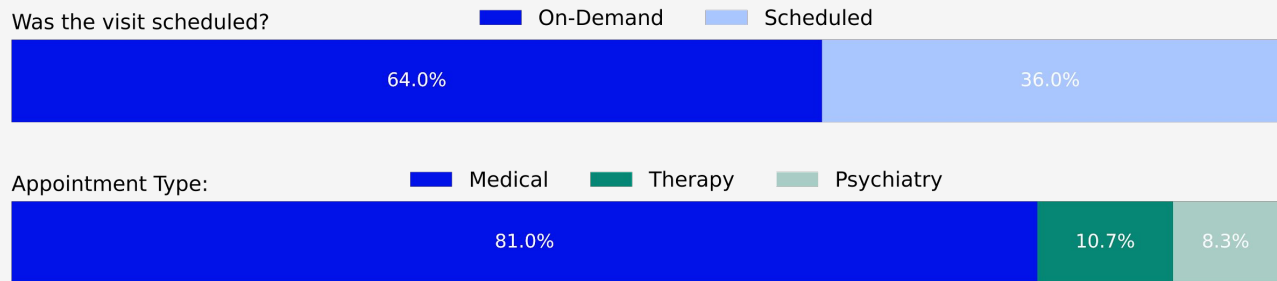
Member Engagement



Medical & Behavioral Health Visits (Rolling 12 Months)



Member Demand by Visit Type Life to Date



Most Popular Day for Visits
Life to Date

Tuesday

Most Popular Time for Visits
Life to Date

8AM - 10AM

*Most popular day and time metrics are adjusted to time zone local where the visit was initiated

Member Access

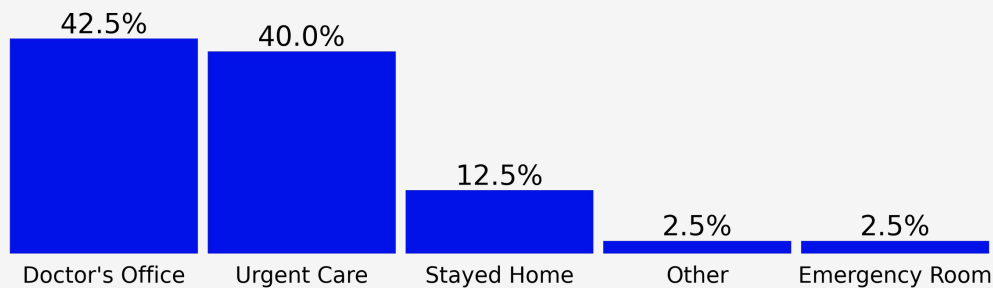


This section highlights our impact on increasing members' access to appropriate medical and behavioral health care, and their satisfaction with our services. We improve access to care by seeing members after hours (when brick & mortar providers are closed) and by making it easier to visit with a provider during business hours.

Without Included Health, where would you have gone?

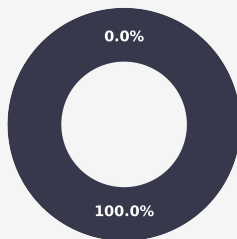
■ Percent Response Life to Date

We help members avoid unnecessary in-person visits by treating their needs virtually.



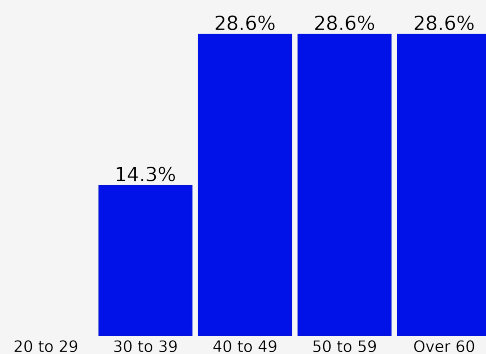
Visits by Reported Gender Year to Date

■ Female ■ Male ■ Other



Visits by Age Year to Date

■ Percent Distribution



Member Experience Metrics	This Month	Life to Date
Average Member Rating	5.0 / 5 (N = 4)	4.98 / 5 (N = 124)
Average Wait Time for On-Demand Medical Appointments	1.81 min	13.33 min

Member Clinical Needs



This section highlights the range of clinical conditions that we treat through virtual care services. The program addresses comprehensive physical and behavioral health needs, and chronic and acute conditions. Examining the top needs of your population can inform more targeted clinical interventions and programs.

Member Reported Symptoms

Top 10 Symptoms

Symptom	Visits This Month	Visits Life to Date
Congestion / sinus p..	3	50
Headache	1	42
Cough	4	42
Nasal discharge	3	37
Difficulty sleeping	2	35
Fatigue / weakness	2	31
Sore throat	1	28
Frequent urination	1	20
Loss of appetite	-	17
Sputum / productive ..	1	17

Member Conditions

Top 10 Diagnoses

ICD-10 Diagnoses	Visits This Month	Visits Life to Date
Anxiety disorders	1	35
Other upper respiratory infections	3	35
Urinary tract infections	1	18
Mood disorders	-	18
Administrative/social admission	1	17
COVID-19	-	14
Cough, unspecified	1	8
Inflammation; infection of eye (except that c..	-	7
Nausea and vomiting	-	6
Acute bronchitis	-	6

Clinical Service Delivery



Our clinical team can provide a wide range of clinical services to help address members' needs. Our team has a focus on prescribing and labs to ensure our efficacy meets or exceeds that of in-person care through connections with pharmacy benefits and top lab networks.


Prescriptions and Testing Summary

8 Prescriptions This Month	78.0% of visits resulted in a prescription order Lifetime to Date	1 Lab Orders This Month	4.8% of visits resulted in a lab order Lifetime to Date
---	---	--------------------------------------	--

Top Prescriptions and Testing Orders

Top Prescriptions	Count This Month	Count Life to Date
benzonatate	1	19
prednisone	1	13
nitrofurantoin monoh..	1	12
sertraline	-	9
albuterol	1	9
amoxicillin/potassiu..	-	8
fluticasone nasal	-	8
nirmatrelvir/ritonavir	-	8
doxycycline hyclate	-	7
azelastine nasal	1	7

Top Labs	Count This Month	Count Life to Date
Urine Culture, Routine	-	3
Urinalysis, Complete..	1	3
RPR w/ Reflex	-	2
Hepatitis Panel	-	2
Chlamydia/GC, Urine	-	2
HIV-1/2 Ag/Ab, 4th G..	-	2
Comprehensive Metabo..	-	1
Lipid Panel	-	1
Trichomonas Vaginali..	-	1
Basic Metabolic Panel	-	1



For any questions regarding the reporting, please feel free to reach out to your respective client success lead. Thank you.



Metric	Definition
Behavioral Health Visit	Behavioral Health visits refer to scheduled appointments with our multidisciplinary team of therapists, psychologists, and psychiatrists. Our integrated Behavioral Health solution delivers highly-accessible, virtual-first therapy and psychiatry to members to address every member need from subclinical to clinical. Therapy visits are 25 or 50 minutes in length depending on the patient's needs. Initial Psychiatry visits are 45 minutes in length and all follow up psychiatry visits are 15 minutes in length.
Covered Lives	Total count of member lives (employees and dependents) eligible for Included Health services.
Employee Lives	Total count of employee lives eligible for Included Health services.
Engagement Rate	Total number of unique visitors as a percentage of eligible lives.
Medical Visit	<p>Medical visits refer to on-demand and/or scheduled encounters with our multidisciplinary team of clinicians.</p> <p>Urgent Care: Our Everyday & Urgent Care solution offers accessible video-first care for acute needs. Our multidisciplinary team of employed clinicians provide 24/7 care on demand or by appointment to improve access to care and deliver a better care experience. Providers are cross-trained in behavioral health, primary dermatology, and geriatric medicine, to treat a wide range of everyday & urgent care and behavioral health needs including cold, flu, UTIs, sinus infections, along with anxiety and depression</p> <p>Virtual Primary Care - With Primary Care, we provide 24/7 care across the full continuum of member needs, including physical - acute, preventive and chronic - and behavioral for engaged members.</p>
ICD-10 Code and Description	Describes the top international classification of diseases for diagnoses, symptoms, and procedures recorded by our clinicians as a result of the visit.
Member Rating	Average visitor rating of 1-5 stars submitted upon visit completion.
Patient Reported Symptoms	Describes the top symptoms selected by the patient during visit intake. A patient may select more than one symptom per visit.
Registration	A member is considered "registered" when they digitally accept the Included Health TOS. Registration rate is the total number of individuals registered as a percentage of eligible lives.
Reported Age and Gender	Describes the patient's age and gender category as provided by the member's insurance carrier or reported by the patient. Note, these demographics describe the patient, not the visitor.
Visit	A visit describes a member's encounter with an Included Health provider. Visits can be classified as: Medical or Behavioral (Therapy, Psychiatry)
Visitors	A member that initiates a visit with Included Health. Unique visitor counts is determined by the member that initiates the visit, not the patient seen by the provider. For example: A patient that initiates a visit for herself and a separate visit for her child is counted as one unique visitor.



Virtual Care Engagement Monthly Report

UMR - STATE OF NEVADA

Reporting Period:

02/01/24 to 03/01/24

Member Engagement



66 Registrations This Month	4 Unique Visitors This Month	5 Total Visits This month
---------------------------------------	--	-------------------------------------

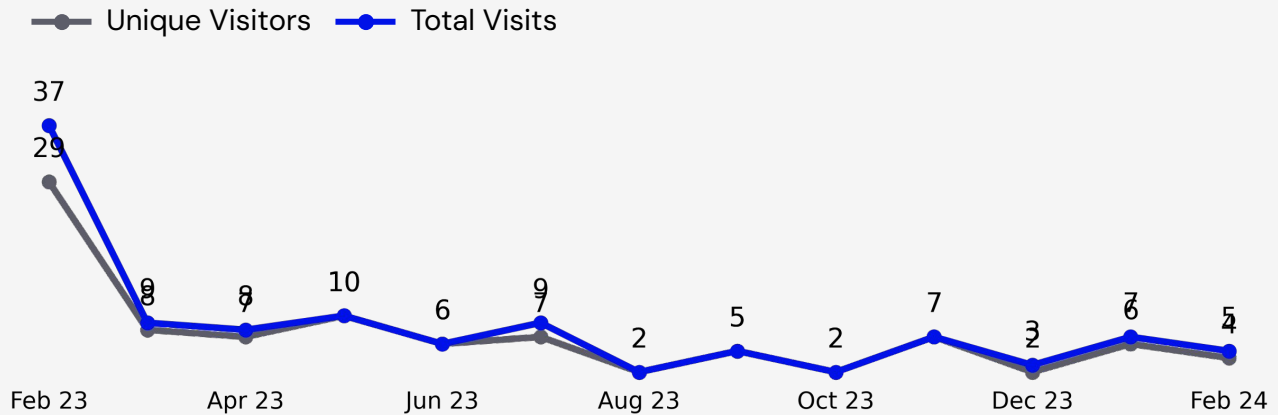
This section highlights how many members have engaged with our services, as measured by registrations and visits. Registration is a leading indicator of program health, as it opens the door to continuous engagement with members and supporting them when clinical needs arise. Monitoring monthly engagement is key to program success; changes in engagement can result from marketing initiatives or seasonality (e.g. cold and flu).

New Registrations (Year to Date)



-	3,542 Registrations Lifetime to date	-
-	165 Registrations Year to Date	-
-	-	-
-	-	-
-	-	-
-	-	-

Visits Last 12 Months

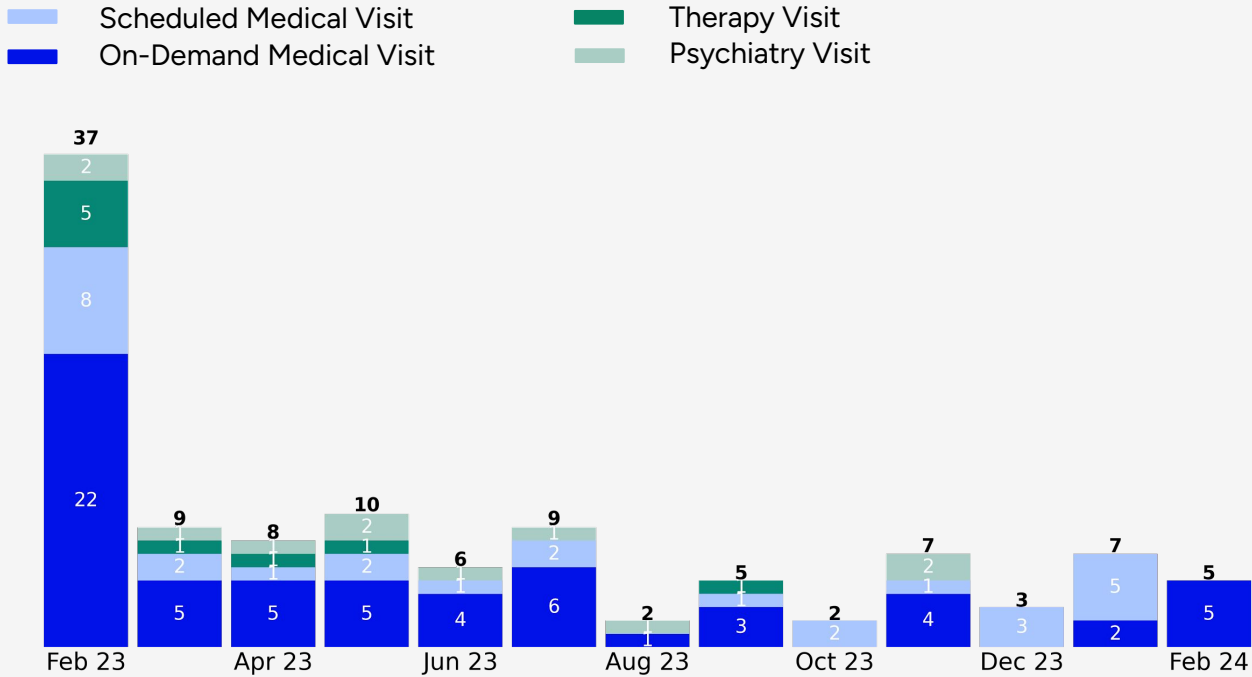


173 Visits Lifetime to Date	67 Unique Visitors Lifetime to Date	2.6 Average Visits Per Visitor Lifetime to Date	-
12 Visits Year to Date	10 Unique Visitors Year to Date	1.2 Average Visits Per Visitor Year to Date	-

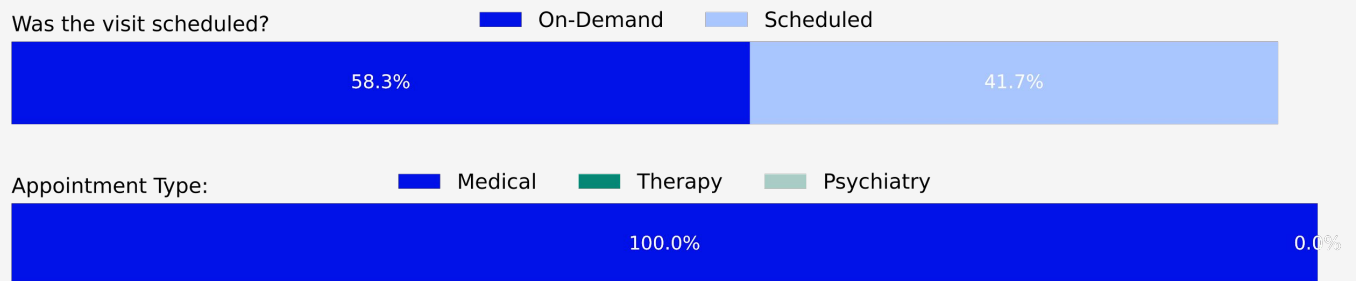
Member Engagement



Medical & Behavioral Health Visits (Rolling 12 Months)



Member Demand by Visit Type Year to Date



Most Popular Day for Visits
Year to Date

Friday

Most Popular Time for Visits
Year to Date

10AM - Noon

*Most popular day and time metrics are adjusted to time zone local where the visit was initiated

Member Access




This section highlights our impact on increasing members' access to appropriate medical and behavioral health care, and their satisfaction with our services. We improve access to care by seeing members after hours (when brick & mortar providers are closed) and by making it easier to visit with a provider during business hours.

Without Included Health, where would you have gone?

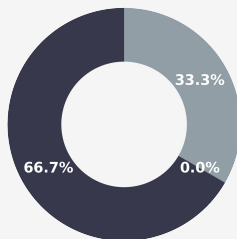
■ Percent Response Year to Date

We help members avoid unnecessary in-person visits by treating their needs virtually.



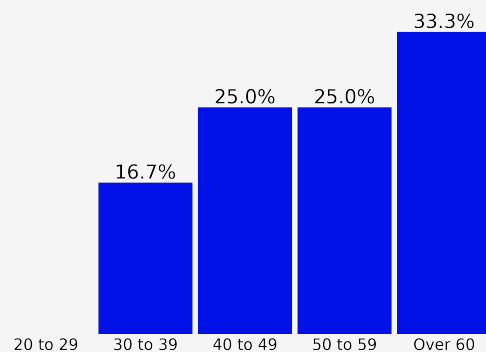
Visits by Reported Gender Year to Date

■ Female ■ Male ■ Other



Visits by Age Year to Date

■ Percent Distribution



Member Experience Metrics	This Month	Year to Date
Average Member Rating	5.0 / 5 (N = 5)	5.0 / 5 (N = 9)
Average Wait Time for On-Demand Medical Appointments	5.88 min	4.71 min

Member Clinical Needs



This section highlights the range of clinical conditions that we treat through virtual care services. The program addresses comprehensive physical and behavioral health needs, and chronic and acute conditions. Examining the top needs of your population can inform more targeted clinical interventions and programs.

Member Reported Symptoms

Top 10 Symptoms

Symptom	Visits This Month	Visits Year to Date
Difficulty sleeping	3	5
Headache	3	4
Muscle pain	2	2
Mood changes	2	3
Eye redness / discharge	2	3
Cough	2	6
Chest pressure / pain	2	3
Dizzy / lightheaded	2	3
Sputum / productive cough / phlegm	2	3
Loss of appetite	2	2

Member Conditions

Top 10 Diagnoses

ICD-10 Diagnoses	Visits This Month	Visits Year to Date
Other upper respiratory infections	1	4
Inflammation; infection of eye (except that c..	1	1
Urinary tract infections	1	2
Other lower respiratory disease	1	2
Headache, unspecified	1	1
Fever of unknown origin	-	-
Anxiety disorders	-	1
Abdominal pain	-	-
Administrative/social admission	-	1
Other nutritional; endocrine; and metabolic d..	-	-

Clinical Service Delivery



Our clinical team can provide a wide range of clinical services to help address members' needs. Our team has a focus on prescribing and labs to ensure our efficacy meets or exceeds that of in-person care through connections with pharmacy benefits and top lab networks.


Prescriptions and Testing Summary

4 Prescriptions This Month	78.0% of visits resulted in a prescription order Lifetime to Date	- Lab Orders This Month	4.6% of visits resulted in a lab order Lifetime to Date
---	---	--------------------------------------	--

Top Prescriptions and Testing Orders

Top Prescriptions	Count This Month	Count Year to Date
erythromycin ophthal..	1	1
cephalexin	1	1
doxycycline monohydr..	1	1
sumatriptan	1	1
scopolamine	-	-
benzonatate	-	1
metoclopramide	-	-
amlodipine besylate	-	-
atenolol	-	-
azithromycin	-	-

Top Labs	Count This Month	Count Year to Date
Lipid Panel	-	-
Comprehensive Metabo..	-	-
Hepatitis Panel	-	-
Chlamydia/GC, Urine	-	-
Basic Metabolic Panel	-	-
Insulin	-	-
HIV-1/2 Ag/Ab, 4th G..	-	-
HSV 2, IgG w/ Reflex	-	-
Urine Culture, Routine	-	-
RPR w/ Reflex	-	-



For any questions regarding the reporting, please feel free to reach out to your respective client success lead. Thank you.



Metric	Definition
Behavioral Health Visit	Behavioral Health visits refer to scheduled appointments with our multidisciplinary team of therapists, psychologists, and psychiatrists. Our integrated Behavioral Health solution delivers highly-accessible, virtual-first therapy and psychiatry to members to address every member need from subclinical to clinical. Therapy visits are 25 or 50 minutes in length depending on the patient's needs. Initial Psychiatry visits are 45 minutes in length and all follow up psychiatry visits are 15 minutes in length.
Covered Lives	Total count of member lives (employees and dependents) eligible for Included Health services.
Employee Lives	Total count of employee lives eligible for Included Health services.
Engagement Rate	Total number of unique visitors as a percentage of eligible lives.
Medical Visit	<p>Medical visits refer to on-demand and/or scheduled encounters with our multidisciplinary team of clinicians.</p> <p>Urgent Care: Our Everyday & Urgent Care solution offers accessible video-first care for acute needs. Our multidisciplinary team of employed clinicians provide 24/7 care on demand or by appointment to improve access to care and deliver a better care experience. Providers are cross-trained in behavioral health, primary dermatology, and geriatric medicine, to treat a wide range of everyday & urgent care and behavioral health needs including cold, flu, UTIs, sinus infections, along with anxiety and depression</p> <p>Virtual Primary Care - With Primary Care, we provide 24/7 care across the full continuum of member needs, including physical - acute, preventive and chronic - and behavioral for engaged members.</p>
ICD-10 Code and Description	Describes the top international classification of diseases for diagnoses, symptoms, and procedures recorded by our clinicians as a result of the visit.
Member Rating	Average visitor rating of 1-5 stars submitted upon visit completion.
Patient Reported Symptoms	Describes the top symptoms selected by the patient during visit intake. A patient may select more than one symptom per visit.
Registration	A member is considered "registered" when they digitally accept the Included Health TOS. Registration rate is the total number of individuals registered as a percentage of eligible lives.
Reported Age and Gender	Describes the patient's age and gender category as provided by the member's insurance carrier or reported by the patient. Note, these demographics describe the patient, not the visitor.
Visit	A visit describes a member's encounter with an Included Health provider. Visits can be classified as: Medical or Behavioral (Therapy, Psychiatry)
Visitors	A member that initiates a visit with Included Health. Unique visitor counts is determined by the member that initiates the visit, not the patient seen by the provider. For example: A patient that initiates a visit for herself and a separate visit for her child is counted as one unique visitor.



Virtual Care Engagement Monthly Report

UMR - STATE OF NEVADA

Reporting Period:

03/01/24 to 04/01/24

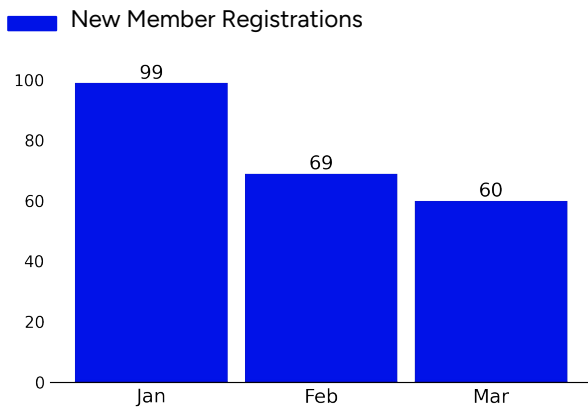
Member Engagement



60 Registrations This Month	3 Unique Visitors This Month	4 Total Visits This month
---------------------------------------	--	-------------------------------------

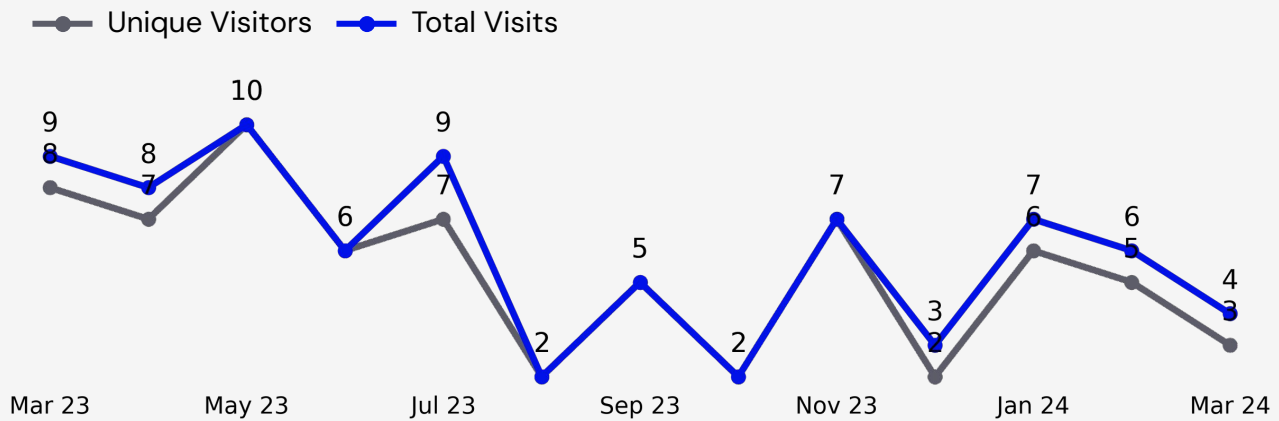
This section highlights how many members have engaged with our services, as measured by registrations and visits. Registration is a leading indicator of program health, as it opens the door to continuous engagement with members and supporting them when clinical needs arise. Monitoring monthly engagement is key to program success; changes in engagement can result from marketing initiatives or seasonality (e.g. cold and flu).

New Registrations (Year to Date)



-	3,625 Registrations Lifetime to date	-
-	228 Registrations Year to Date	-
-	-	-
-	-	-
-	-	-
-	-	-

Visits Last 12 Months

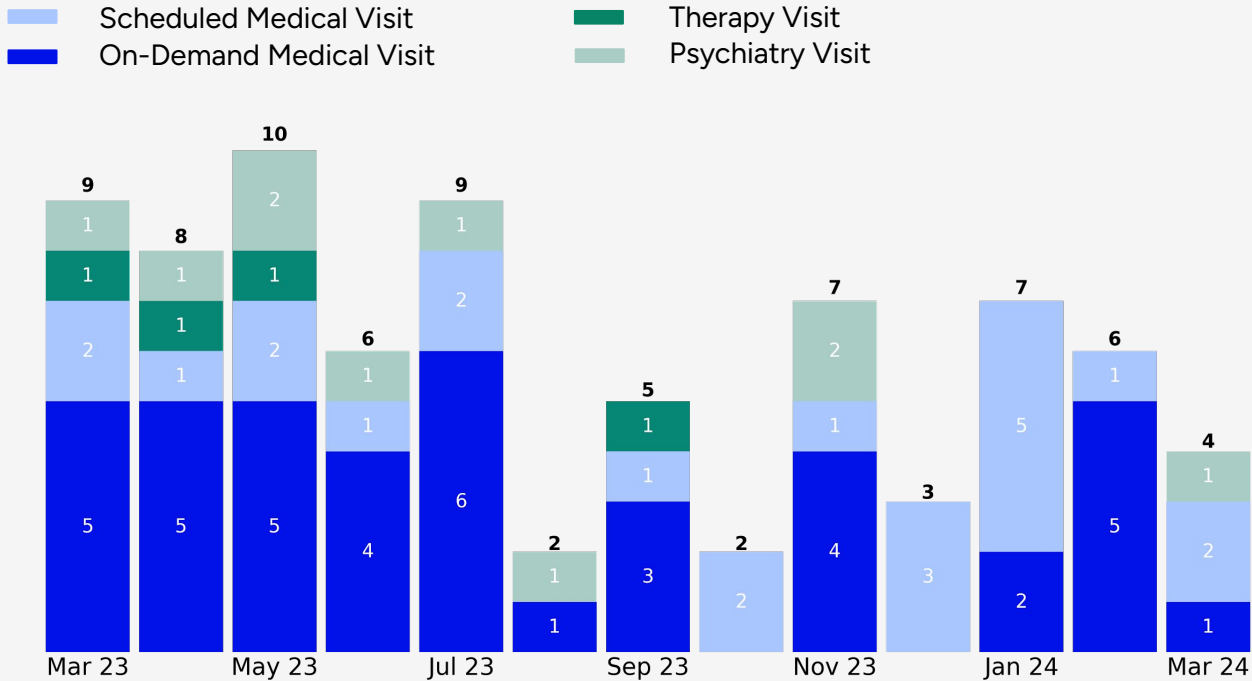


178 Visits Lifetime to Date	67 Unique Visitors Lifetime to Date	2.7 Average Visits Per Visitor Lifetime to Date	-
17 Visits Year to Date	11 Unique Visitors Year to Date	1.5 Average Visits Per Visitor Year to Date	-

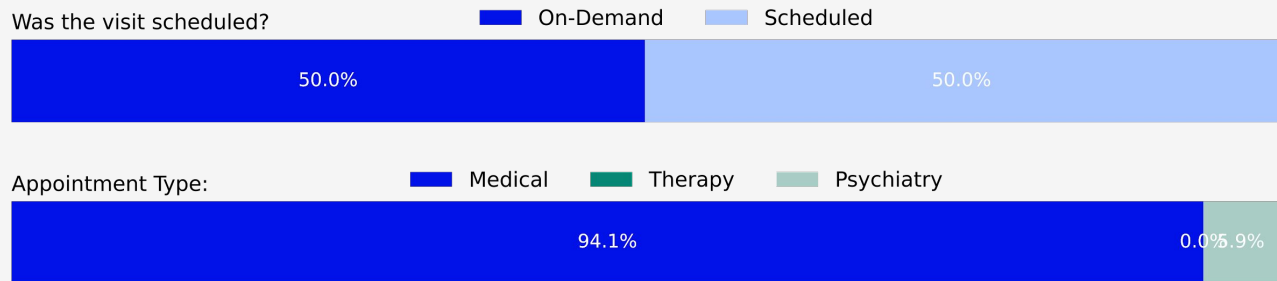
Member Engagement



Medical & Behavioral Health Visits (Rolling 12 Months)



Member Demand by Visit Type Year to Date



Most Popular Day for Visits
Year to Date

Friday

Most Popular Time for Visits
Year to Date

Noon - 2PM

*Most popular day and time metrics are adjusted to time zone local where the visit was initiated

Member Access

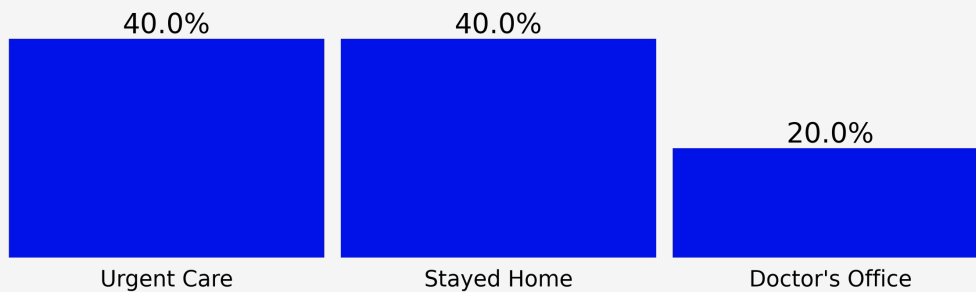


This section highlights our impact on increasing members' access to appropriate medical and behavioral health care, and their satisfaction with our services. We improve access to care by seeing members after hours (when brick & mortar providers are closed) and by making it easier to visit with a provider during business hours.

Without Included Health, where would you have gone?

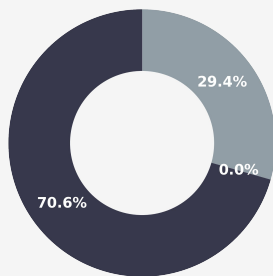
■ Percent Response Year to Date

We help members avoid unnecessary in-person visits by treating their needs virtually.



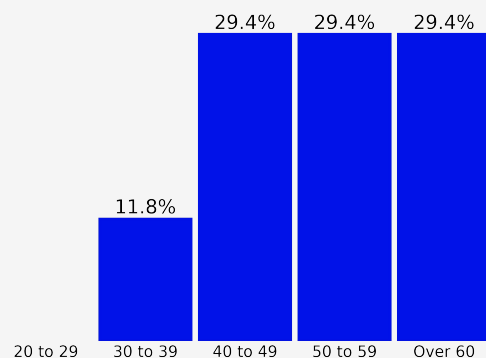
Visits by Reported Gender Year to Date

■ Female ■ Male ■ Other



Visits by Age Year to Date

■ Percent Distribution



Member Experience Metrics	This Month	Year to Date
Average Member Rating	5.0 / 5 (N = 2)	5.0 / 5 (N = 11)
Average Wait Time for On-Demand Medical Appointments	9.5 min	5.31 min

Member Clinical Needs



This section highlights the range of clinical conditions that we treat through virtual care services. The program addresses comprehensive physical and behavioral health needs, and chronic and acute conditions. Examining the top needs of your population can inform more targeted clinical interventions and programs.

Member Reported Symptoms

Top 10 Symptoms

Symptom	Visits This Month	Visits Year to Date
Headache	1	5
Nasal discharge	1	5
Congestion / sinus problem	1	5
Frequent urination	1	3
Discomfort / burning with urination	1	3
Fatigue / weakness	1	4
Mood changes	1	4
Blood in urine	1	1
Eye redness / discharge	1	4
Difficulty sleeping	1	6

Member Conditions

Top 10 Diagnoses

ICD-10 Diagnoses	Visits This Month	Visits Year to Date
Mood disorders	1	1
Acute candidiasis of vulva and vagina	1	1
Other upper respiratory infections	1	6
Anxiety disorders	1	2
Asthma	1	1
Urinary tract infections	1	3
Other lower respiratory disease	0	2
Other upper respiratory disease	0	2
Other gastrointestinal disorders	0	0
Otitis media and related conditions	0	0

Clinical Service Delivery



Our clinical team can provide a wide range of clinical services to help address members' needs. Our team has a focus on prescribing and labs to ensure our efficacy meets or exceeds that of in-person care through connections with pharmacy benefits and top lab networks.


Prescriptions and Testing Summary

2 Prescriptions This Month	70.6% of visits resulted in a prescription order Year to Date	0 Lab Orders This Month	5.9% of visits resulted in a lab order Year to Date
---	---	--------------------------------------	--

Top Prescriptions and Testing Orders

Top Prescriptions	Count This Month	Count Year to Date
clindamycin	1	1
sertraline	1	1
colchicine	0	0
metronidazole	0	0
ofloxacin ophthalmic	0	0
tirzepatide	0	0
ubrogepant	0	0
ofloxacin	0	0
salicylic acid	0	0
doxycycline monohydr..	0	1

Top Labs	Count This Month	Count Year to Date
Trichomonas Vaginali..	0	0
HSV 2, IgG w/ Reflex	0	0
Comprehensive Metabo..	0	0
RPR w/ Reflex	0	0
Insulin	0	0
Hepatitis Panel	0	0
Lipid Panel	0	0
Urine Culture, Routine	0	0
Chlamydia/GC, Urine	0	0
Urinalysis, Complete..	0	1



For any questions regarding the reporting, please feel free to reach out to your respective client success lead. Thank you.



Metric	Definition
Behavioral Health Visit	Behavioral Health visits refer to scheduled appointments with our multidisciplinary team of therapists, psychologists, and psychiatrists. Our integrated Behavioral Health solution delivers highly-accessible, virtual-first therapy and psychiatry to members to address every member need from subclinical to clinical. Therapy visits are 25 or 50 minutes in length depending on the patient's needs. Initial Psychiatry visits are 45 minutes in length and all follow up psychiatry visits are 15 minutes in length.
Covered Lives	Total count of member lives (employees and dependents) eligible for Included Health services.
Employee Lives	Total count of employee lives eligible for Included Health services.
Engagement Rate	Total number of unique visitors as a percentage of eligible lives.
Medical Visit	<p>Medical visits refer to on-demand and/or scheduled encounters with our multidisciplinary team of clinicians.</p> <p>Urgent Care: Our Everyday & Urgent Care solution offers accessible video-first care for acute needs. Our multidisciplinary team of employed clinicians provide 24/7 care on demand or by appointment to improve access to care and deliver a better care experience. Providers are cross-trained in behavioral health, primary dermatology, and geriatric medicine, to treat a wide range of everyday & urgent care and behavioral health needs including cold, flu, UTIs, sinus infections, along with anxiety and depression</p> <p>Virtual Primary Care - With Primary Care, we provide 24/7 care across the full continuum of member needs, including physical - acute, preventive and chronic - and behavioral for engaged members.</p>
ICD-10 Code and Description	Describes the top international classification of diseases for diagnoses, symptoms, and procedures recorded by our clinicians as a result of the visit.
Member Rating	Average visitor rating of 1-5 stars submitted upon visit completion.
Patient Reported Symptoms	Describes the top symptoms selected by the patient during visit intake. A patient may select more than one symptom per visit.
Registration	A member is considered "registered" when they digitally accept the Included Health TOS. Registration rate is the total number of individuals registered as a percentage of eligible lives.
Reported Age and Gender	Describes the patient's age and gender category as provided by the member's insurance carrier or reported by the patient. Note, these demographics describe the patient, not the visitor.
Visit	A visit describes a member's encounter with an Included Health provider. Visits can be classified as: Medical or Behavioral (Therapy, Psychiatry)
Visitors	A member that initiates a visit with Included Health. Unique visitor counts is determined by the member that initiates the visit, not the patient seen by the provider. For example: A patient that initiates a visit for herself and a separate visit for her child is counted as one unique visitor.