


**LOCKED OUT OF  
YOUR E-PEBP PORTAL?**




**NEED TO RESET  
YOUR PASSWORD?**



**NEVADA PUBLIC EMPLOYEES' BENEFITS PROGRAM**

**775-684-7000**  
or 1-800-326-5496  
[www.pebp.state.nv.us](http://www.pebp.state.nv.us)



**WANT YOUR PEBP  
PARTICIPANT ID NUMBER?**



## LOCKED OUT OF YOUR E-PEBP PORTAL?

### **STEP 1**

Go to PEBP Website and click  
“Login” to get to the  
E-PEBP Portal Login Screen

Whether you forgot your password,  
locked yourself out of your account or  
want to know your PEBP Participant ID  
number, your first step will be to visit  
<https://pebp.state.nv.us>

## NEED TO RESET YOUR PASSWORD?

About Us Search this site LOGIN

PEBP NEVADA PUBLIC EMPLOYEES' BENEFITS PROGRAM

Plans Plans and Benefits Overview

Resources Newsletters, How-To's and FAQs

Meetings & Events Board Information and Calendar Events

Contact Us Have a question? We're here to help.

Explore Your Benefits  
Access information about your benefits and view documents related to your plan.

Find a Provider  
Search provider directories by plan for in-network medical and dental providers.

<https://pebp.state.nv.us>



For optimized use  
please use Internet  
Explorer or Safari

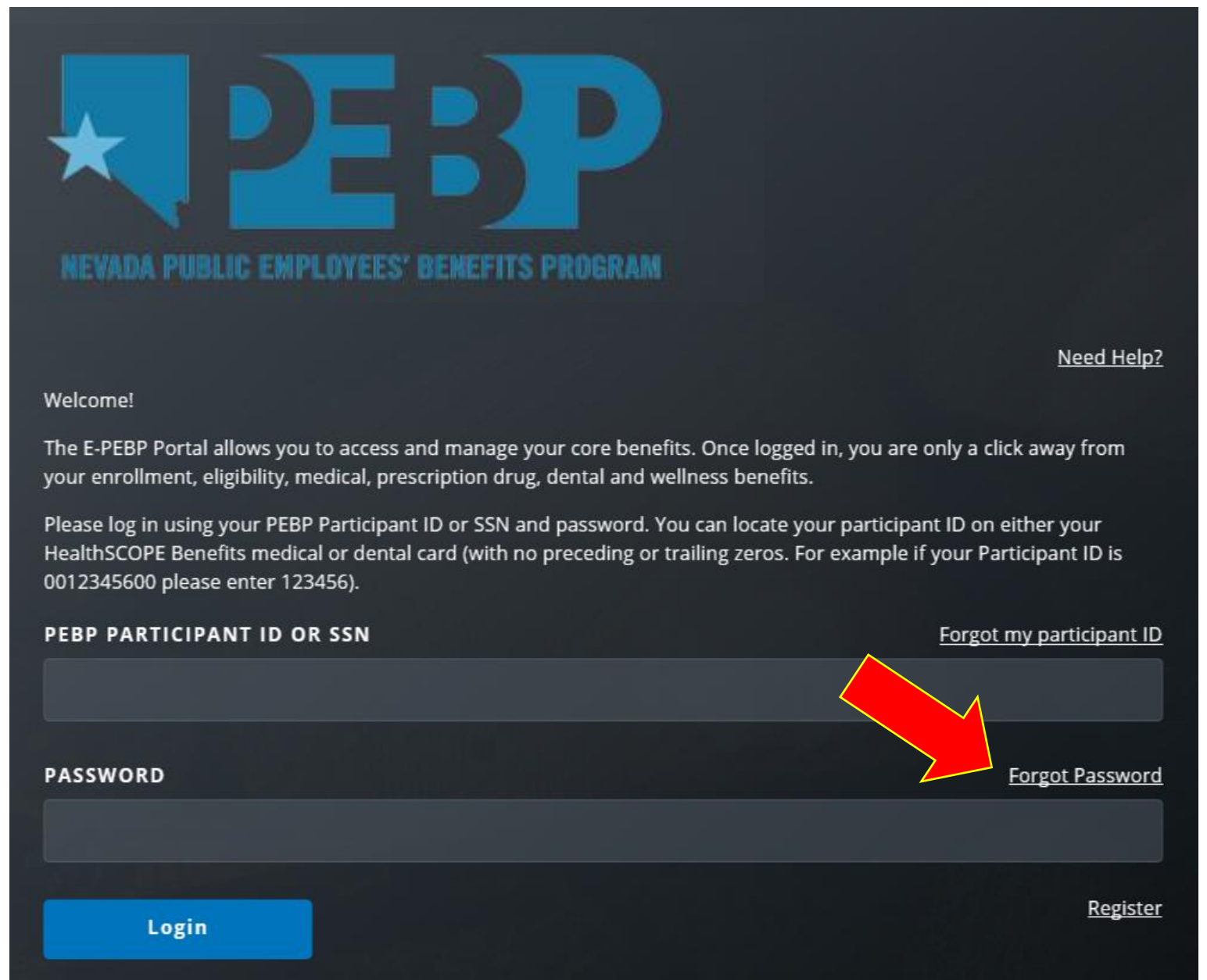


## LOCKED OUT OF YOUR E-PEBP PORTAL?

### STEP 2

Click on “Forgot Password”  
Even if you are LOCKED OUT you  
can reset your own password

## NEED TO RESET YOUR PASSWORD?



The screenshot shows the PEBP (Nevada Public Employees' Benefits Program) login page. At the top left is the PEBP logo, which includes a blue outline of Nevada with a white star and the letters 'PEBP' in large blue font. Below the logo is the text 'NEVADA PUBLIC EMPLOYEES' BENEFITS PROGRAM'. On the right side, there is a link for 'Need Help?'. The main content area starts with 'Welcome!' followed by a paragraph explaining the E-PEBP Portal's purpose. Below this is a paragraph with instructions on how to log in using a Participant ID or SSN and password. There are two input fields: 'PEBP PARTICIPANT ID OR SSN' and 'PASSWORD'. To the right of the first field is a link 'Forgot my participant ID'. To the right of the second field is a link 'Forgot Password', which is highlighted by a large red arrow. At the bottom left is a blue 'Login' button, and at the bottom right is a 'Register' link.

NEVADA PUBLIC EMPLOYEES' BENEFITS PROGRAM

[Need Help?](#)

Welcome!

The E-PEBP Portal allows you to access and manage your core benefits. Once logged in, you are only a click away from your enrollment, eligibility, medical, prescription drug, dental and wellness benefits.

Please log in using your PEBP Participant ID or SSN and password. You can locate your participant ID on either your HealthSCOPE Benefits medical or dental card (with no preceding or trailing zeros. For example if your Participant ID is 0012345600 please enter 123456).

PEBP PARTICIPANT ID OR SSN [Forgot my participant ID](#)

PASSWORD [Forgot Password](#)

Login [Register](#)

If you are LOCKED out of your account, no need to call PEBP - You can reset your password yourself! 

## LOCKED OUT OF YOUR E-PEBP PORTAL?

### STEP 3

Enter your PEBP ID or FULL SSN

Click on “I’m not a robot” and  
verify the reCAPTCHA

Click “Continue”

## NEED TO RESET YOUR PASSWORD?

The screenshot shows the 'Forgot Password' page for the Nevada Public Employees' Benefits Program (PEBP). At the top, there is a logo with a blue star and the text 'PEBP' and 'NEVADA PUBLIC EMPLOYEES' BENEFITS PROGRAM'. Below the logo, the text 'Forgot Password' is displayed. A red arrow points to the text 'To change your password, start by entering your Participant ID or your full social security number without any spaces or dashes.' Below this text is a text input field labeled 'PEBP ID or FULL SSN'. Another red arrow points to the 'I'm not a robot' reCAPTCHA widget, which includes a green checkmark, the text 'I'm not a robot', and the reCAPTCHA logo with 'Privacy - Terms' below it. A third red arrow points to the 'Continue' button at the bottom right of the page, next to a 'Cancel' button.

**For your Social Security Number do not include any spaces or dashes**

## LOCKED OUT OF YOUR E-PEBP PORTAL?

### STEP 4

Answer challenge questions

-OR-

Click on "Email"

If you have an email on file you  
will receive an email to reset  
your password

## NEED TO RESET YOUR PASSWORD?

**NEVADA PUBLIC EMPLOYEES' BENEFITS PROGRAM**

### Forgot Password

To change your password, choose one of the options below: Please note that the use of the email password reset relies on the security of your email account and the primary responsibility for the security of your account password lies with you. If your email account has been compromised or the email is intercepted, this could put your benefits account at risk.

Participant ID: \_\_\_\_\_

Question: What is your mother's maiden name?

Question: What is your father's middle name?

Question: In what City were you born?

Cancel Email

---

### Forgot Password

Check your email for a link to change your password. If you do not receive this email within 10 minutes, please check your **Spam folder** or contact PEBP Member Services at 775-684-7000. Please note for security purposes, the link is temporary and will expire after one use.

Continue

Challenge questions answers are NOT cAse SeNsitiVe

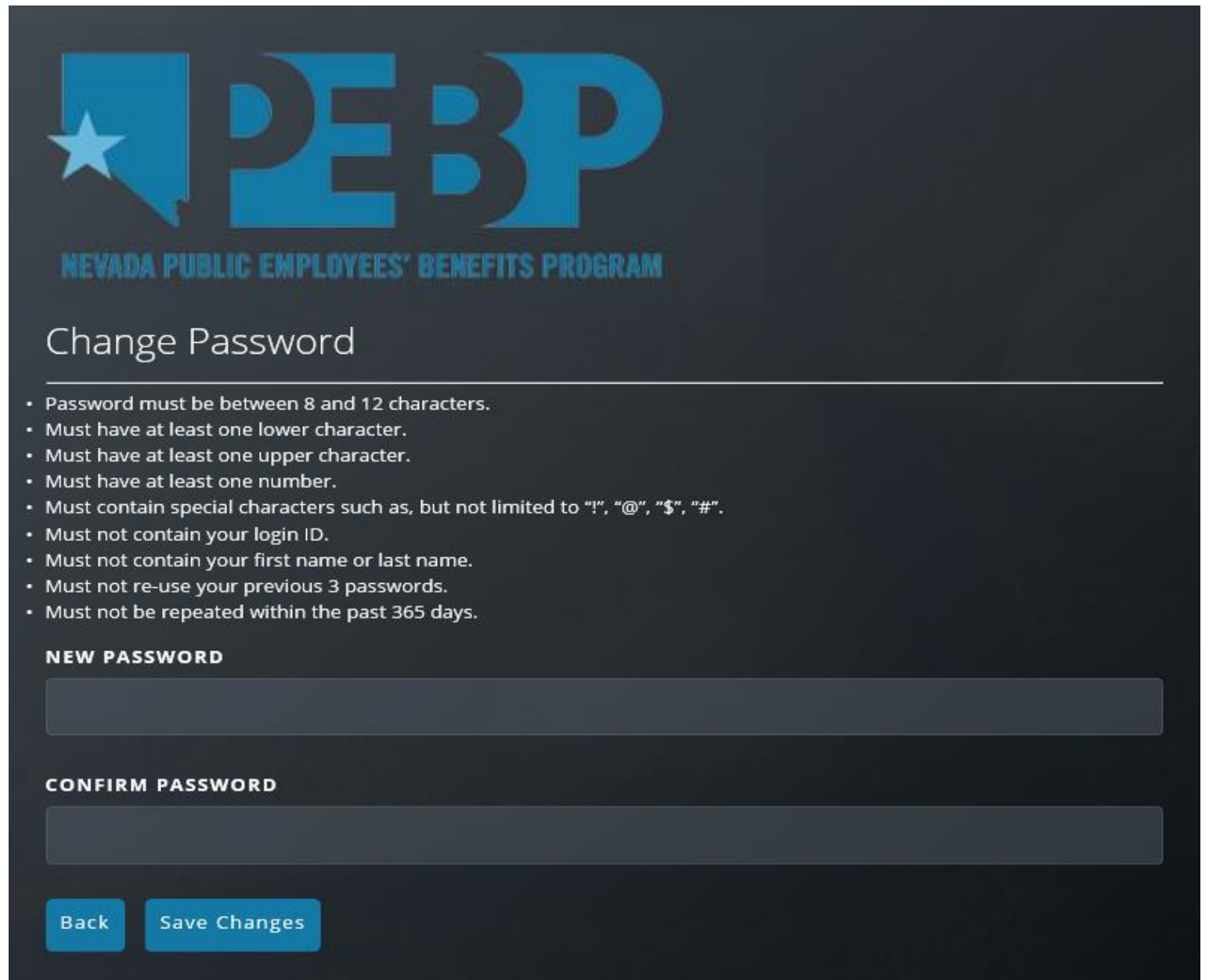
## LOCKED OUT OF YOUR E-PEBP PORTAL?

### STEP 5

Create a new password.

Password must be between 8 and 12 characters, contain one upper case and one lower case letter, contain a number and a special character.

## NEED TO RESET YOUR PASSWORD?



The screenshot shows the PEBP (Nevada Public Employees' Benefits Program) Change Password interface. At the top is the PEBP logo, which includes a blue outline of the state of Nevada with a white star inside, followed by the letters 'PEBP' in a large, bold, blue font. Below the logo is the text 'NEVADA PUBLIC EMPLOYEES' BENEFITS PROGRAM' in a smaller, blue, sans-serif font. The main heading is 'Change Password' in a white, sans-serif font. Below the heading is a list of password requirements in white text:

- Password must be between 8 and 12 characters.
- Must have at least one lower character.
- Must have at least one upper character.
- Must have at least one number.
- Must contain special characters such as, but not limited to "!", "@", "\$", "#".
- Must not contain your login ID.
- Must not contain your first name or last name.
- Must not re-use your previous 3 passwords.
- Must not be repeated within the past 365 days.

Below the list are two input fields: 'NEW PASSWORD' and 'CONFIRM PASSWORD', both with dark gray backgrounds and white text. At the bottom of the form are two buttons: 'Back' and 'Save Changes', both in a blue color with white text.

Be sure to write your password down so that you have it for next time you login 

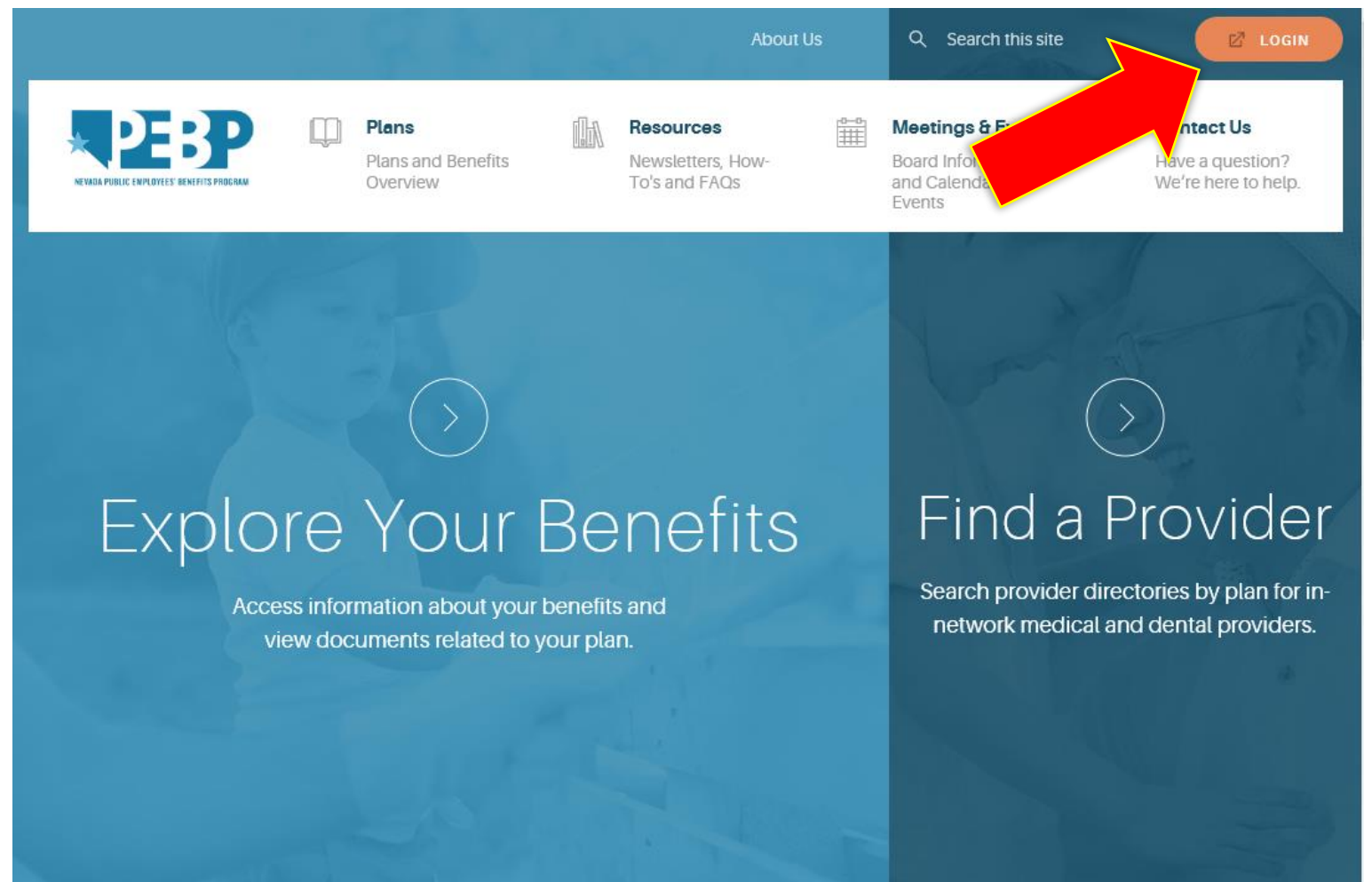
# WANT YOUR PEBP PARTICIPANT ID NUMBER?

## **STEP 1**

Go to PEBP Website and click “Login” to get to the E-PEBP Portal Login Screen

Whether you forgot your password, locked yourself out of your account or want to know your PEBP Participant ID number, your first step will be to visit

<https://pebp.state.nv.us>



<https://pebp.state.nv.us>



For optimized use  
please use Internet  
Explorer or Safari



WANT YOUR PEBP  
PARTICIPANT ID NUMBER?

## STEP 2

Click on “Forgot my participant ID”. If you are locked out of your account, you may just be typing in the wrong ID number

Need Help?

Welcome!

The E-PEBP Portal allows you to access and manage your core benefits. Once logged in, you are only a click away from your enrollment, eligibility, medical, prescription drug, dental and wellness benefits.

Please log in using your PEBP Participant ID or SSN and password. You can locate your participant ID on either your HealthSCOPE Benefits medical or dental card (with no preceding or trailing zero. For example if your Participant ID is 0012345600 please enter 123456).

PEBP PARTICIPANT ID OR SSN [Forgot my participant ID](#)

PASSWORD [Forgot Password](#)

Login [Register](#)

Your PEBP Participant ID is not the same as your Employee ID



WANT YOUR PEBP  
PARTICIPANT ID NUMBER?

### **STEP 3**

Answer the required questions:  
Last Name, Date of Birth, SSN

Click on “I’m not a robot” and  
verify the reCAPTCHA

Click “Continue”

**PEBP**  
NEVADA PUBLIC EMPLOYEES' BENEFITS PROGRAM


## Forgot Login Id - Step 1

Please answer the following questions to retrieve login id.

**LAST NAME**

**DATE OF BIRTH (FORMAT MMDDYYYY)**

**SSN (INITIAL REGISTRATION)**

I'm not a robot   
reCAPTCHA  
Privacy - Terms

Cancel Continue

**For your Date of Birth and Social Security Number do not include any spaces or dashes**

WANT YOUR PEBP PARTICIPANT ID NUMBER?

**STEP 4**

Click “Show Login Code”

Write down your ID number so that you don’t forget it

Click “Continue” to go back to the Login page

The image shows a screenshot of the Nevada Public Employees' Benefits Program (PEBP) website. At the top, the PEBP logo is displayed in blue, featuring a star and the letters 'PEBP'. Below the logo, the text 'NEVADA PUBLIC EMPLOYEES' BENEFITS PROGRAM' is visible. The main content area has a dark background with the word 'Success' in large white letters. Below this, a message reads 'You have successfully retrieved your login id.' Underneath, the text 'LOGIN CODE:' is followed by two blue buttons: 'Show Login Code' and 'Continue'. The 'Show Login Code' button is circled in red. To the right, a white-bordered box shows a login form with the PEBP logo at the top. The form includes a 'PEBP PARTICIPANT ID OR SSN' field, a 'PASSWORD' field, and a 'Login' button. There are also links for 'Need Help?', 'Forgot my participant ID', and 'Forgot Password'. A red double-headed arrow points from the 'Continue' button on the success page to the login form.

**After you click Show Login Code use that number for your participant ID number**